

Manual



*Current limiting leakage overvoltage and
undervoltage protector*
JGIV-63

Wenzhou Jiangguang Electric Technology Co., Ltd

1、 Introduction

The JGIV series is a current limiting leakage type overvoltage and undervoltage protector, which includes overvoltage, undervoltage, short circuit, leakage, and comprehensive protectors. The product has the advantages of modularity, intelligence, and visualization. All protection parameters such as overvoltage, undervoltage, and leakage protection can be set according to the power demand, ensuring that the protector can instantly cut off the power supply in case of overvoltage, undervoltage, short circuit, leakage, and other faults in the circuit, protecting the electrical equipment from damage.

This series of products has a compact structure, beautiful appearance, and standard rail installation. It is mainly suitable for household power distribution, school dormitories, rental houses, and other occasions.

2、 Working conditions and parameters

2.1. The first normal power on will automatically close after a 1-second delay; The product will automatically disconnect within 1 second in the event of overvoltage, undervoltage, overcurrent, or leakage during the first power on;

2.2. Current protection parameters:

a. ≥ 1.0 times current, set range 1-120 seconds, default 10 seconds

b. ≥ 2 times the short-circuit current, 0.1 seconds to open the circuit

2.3. The ambient temperature should not exceed +40 °C, not be lower than -5 °C, and the average temperature over 24 hours should not exceed +35 °C; At +40 °C, the surrounding air humidity should not exceed 50%.

2.4. The sea level of the installation location shall not exceed 2000 meters. 5. Pollution level III. 6. There are no explosive hazardous media, no corrosive or insulating gases, and no conductive dust in the installation environment. There are also no areas affected by rain or snow.

3、 Product settings

3.1. Settings button: Press and hold the settings button for 2 seconds to enter the settings mode. After entering the settings mode, press it once to enter the next settings menu;

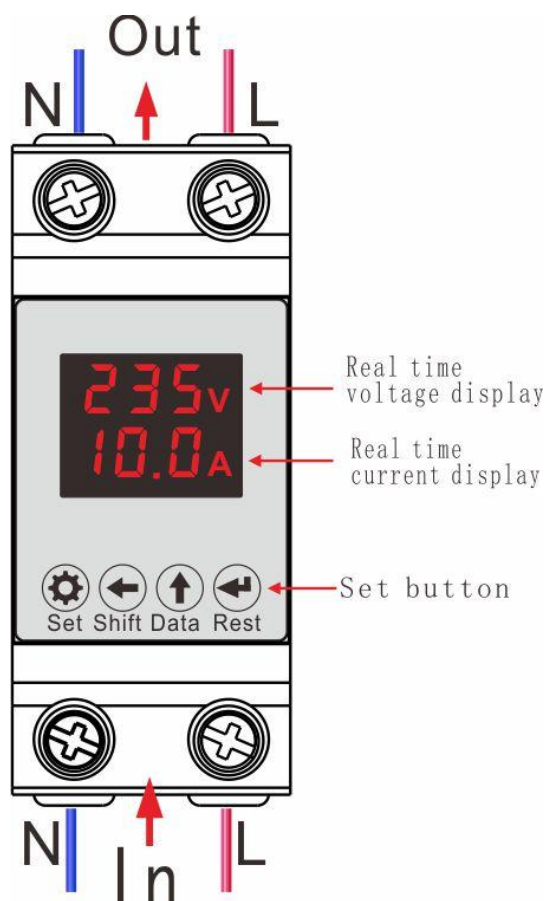
3.2. Shift key: In the setting state, it is the digital shift function;

3.3. Data key: query the last fault information of the product, and change the parameters that need to be set when setting the status;

3.4. Reset button: When the first overcurrent or leakage occurs, the product will automatically close after a specified reset time delay. When the second overcurrent or leakage occurs, it must be manually confirmed that there is no fault in the circuit. After manually pressing the reset button, the product will close. When in the set state, press the reset button for 1 second to save and exit the set state,

Press and hold the reset button during real-time display to open the product, and press it again to close it.

4. Panel description



5. Real time display, fault information, and functional menu



Real time display



Real time display of leakage current



Overvoltage protection



Undervoltage protection



Total power exceeds the limit



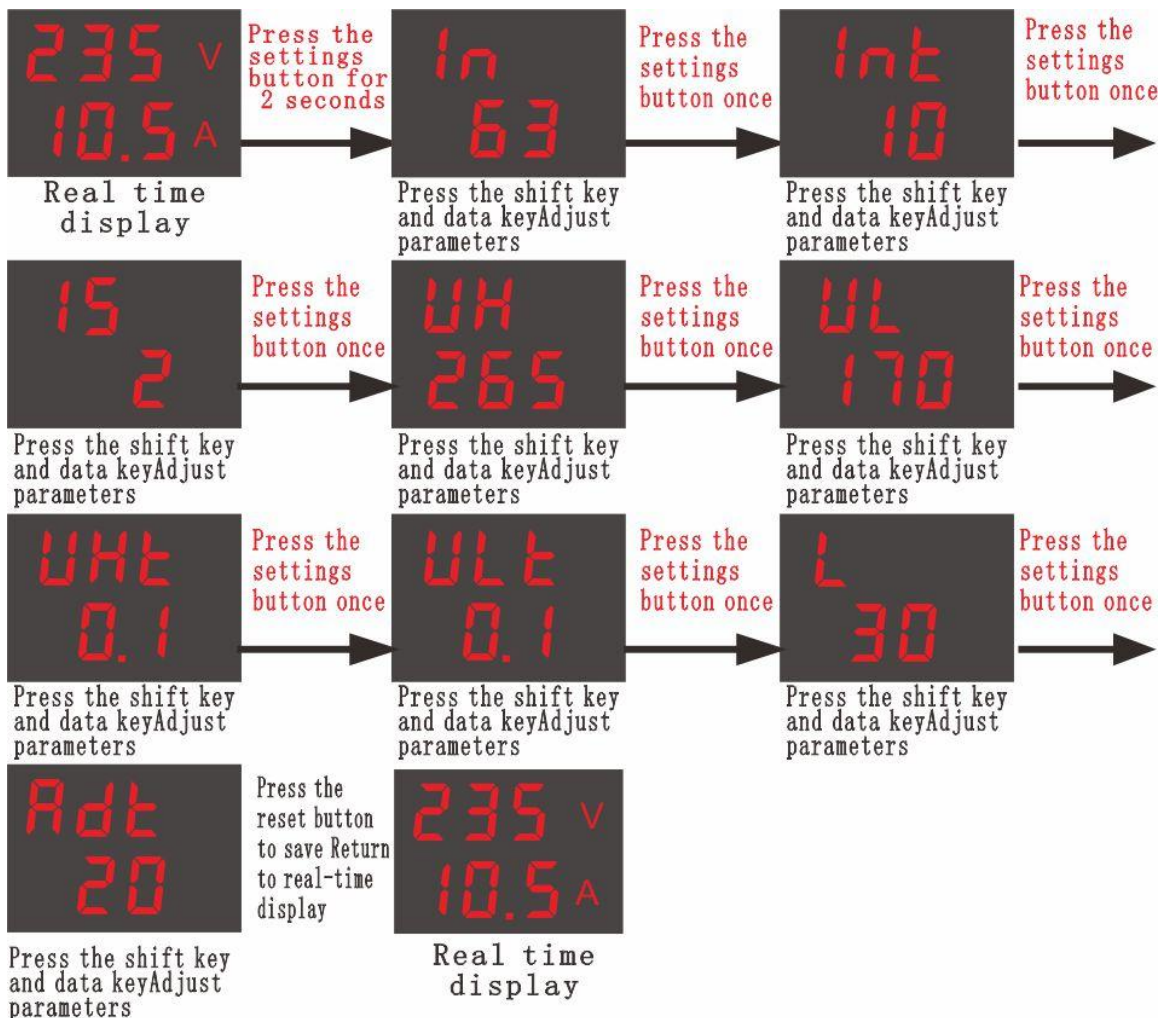
Short circuit protection



Leakage current protection

Menu	Symbol	Default value	Setting Range
Current Setting	<i>I_n</i>	63A	2~63A
1 times the current action time	<i>I_{nt}</i>	10S	1~120Second
Short circuit multiplier setting	<i>I_S</i>	2	2~6 Multiple
Overvoltage protection value	<i>U_H</i>	265V	220~300V
Overvoltage action time	<i>U_{Ht}</i>	0.1S	0.1~10Second
Under voltage protection value	<i>U_L</i>	170V	80~200V
Undervoltage action time	<i>U_{Lt}</i>	0.1S	0.1~10Second
Leakage protection value	<i>L_d</i>	20mA	5~300mA
Recovery time after malfunction	<i>R_{dt}</i>	10S	1~120Second

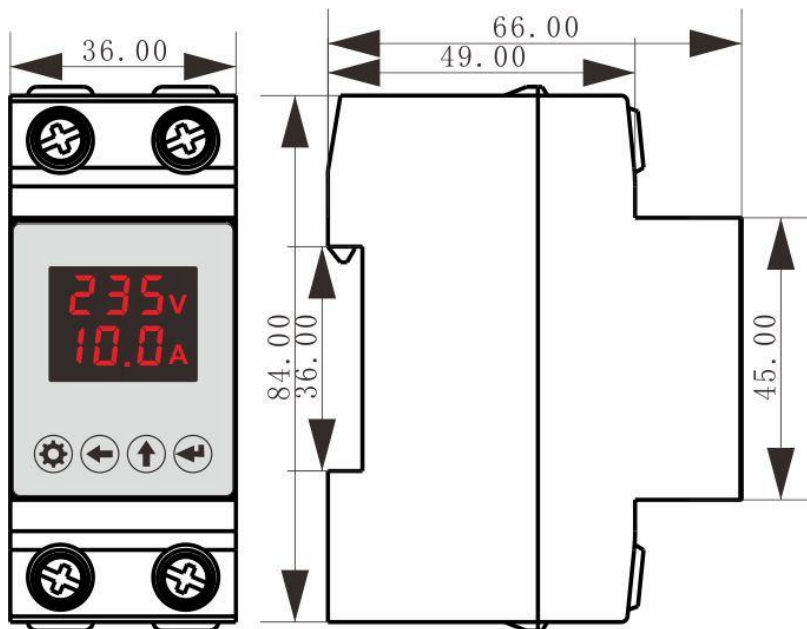
6. Product Settings



7. Technical Parameter

- 7.1. Voltage detection range: AC80~450V, accuracy level: 1.0 level.
- 7.2. Current detection range: 3~63A, accuracy level: 1.5 level.
- 7.3. Leakage current detection range: 5~300mA, accuracy level: 1.0 level.
- 7.4. Electricity metering accuracy: Level 0.5
- 7.5. Product's own power consumption: $\leq 1W$.
- 7.6. Withstand short-circuit current: 2000A.
- 7.7. Mechanical lifespan ≥ 100000 cycles, electrical lifespan 2000 cycles.
- 7.8. Product wiring method: lower incoming line leads out, upper incoming line leads out. The default wiring method is to connect the incoming and outgoing lines.
- 7.9. Wiring capacity of 25 square meters

8. Dimensions



9. matters needing attention

- 9.1 When the protector is energized for the first time, it needs to delay 1 second to supply power to the load normally, and it will be closed 20 seconds after the fault occurs and the power supply is normal;
- 9.2 The N line of the protector is the zero line, and the L is the live line, and must not be wrongly connected;
- 9.3 Please tighten the clamp screw before use to prevent damage to the product due to poor contact;
- 9.4 If you do not use the product for a long time, you should pay attention to moisture-proof, dust-proof and other protective measures;
- 9.5 This product has no isolation protection function. Please

disconnect the front-level circuit breaker switch before line maintenance.

10.Ordering Notice

Please specify the product model, specifications, and quantity. If there are special requirements, please indicate them separately.

Example: JGDL-63/63A 120 pieces, 1 box of 120 pieces.